


*Danfoss*



# GATE VALVES

AWWA C515 & C509



**Danfoss Flomatic**

*High Quality Valves Built to Last...*

## MODEL 109 OS&Y (Outside Screw & Yoke) AWWA C509 ANSI 125#

### FEATURES:

**Sizes:** 2½" - 10"

Max. working water pressure 250 PSI (1723 kPa)  
 Max. working water temperature 140°F (82°C)  
 Hydrostatic test pressure 400 PSI (2758 kPa)  
 End connection ANSI/ASME B16.1

### STANDARDS COMPLIANCE:

AWWA Compliant C-509  
 UL® Classified 262  
 ULC® Classified  
 FM® Approved 1120/1130

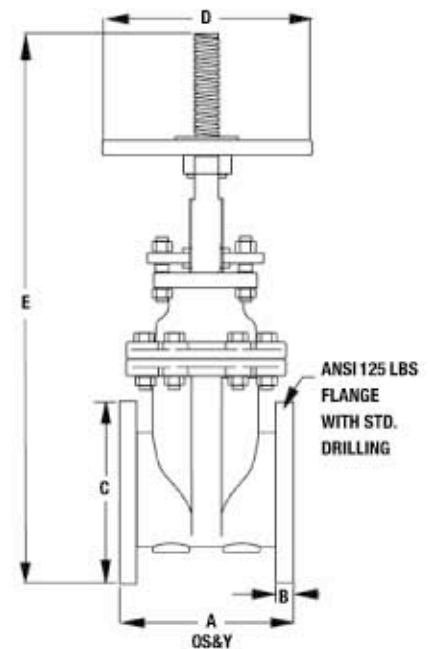


### MATERIALS:

Valve Body & Handwheel: Cast Iron ASTM A126 Class B  
 Covers: Cast Iron ASTM A126 Class B  
 Internals: Cast Iron ASTM A126 Class B & NBR  
 Coating: AWWA compliant C-550 & FDA Compliant  
 Wedge: Cast Iron ASTM A126 Class B with SBR coating (Styrene Butadine Rubber ASTM D-5000)  
 Elastomers: Buna Nitrile FDA approved  
 Fasteners: Zinc plated steel ASTM A307 Grade B & Bronze ASTM B584 CDA 844  
 Stem: Bronze ASTM B584 CDA 867  
 Options: 1/2" Side Tapping

### APPLICATION:

Designed for installation on potable water lines, irrigation systems, waterworks connections and fire systems.



Size		Part #	A		B		C		D		E		Weight	
Inch	mm		Inch	mm	Inch	mm	Inch	mm	Inch	mm	Inch	mm	lbs	kg
2-1/2	65	8461OSY	7-1/2	191	11/16	18	7	178	7-1/4	184	19-7/8	505	55	23.25
3	80	8462OSY	8	203	3/4	19	7-1/2	191	10	254	22-5/8	575	74	33.75
4	100	8463OSY	9	229	15/16	24	9	229	10	254	27-1/4	692	103	46.75
6	150	8464OSY	10-1/2	267	1	25	11	279	12	305	35-5/8	905	158	71.75
8	200	8465OSY	11-1/2	292	1-1/8	29	13-1/2	343	14	356	44-1/2	1130	240	109
10	250	8466OSY	13	330	1-3/16	30	16	406	18	457	53-3/4	1365	392	178

## MODEL 109 NRS (Non Rising Stem) AWWA C509 ANSI 125#

### FEATURES:

**Sizes:** 2½" - 12"

Max. working water pressure 250 PSI (1723 kPa)  
 Max. working water temperature 140°F (82°C)  
 Hydrostatic test pressure 400 PSI (2758 kPa)  
 End connection ANSI/ASME B16.1

### STANDARDS COMPLIANCE:

- AWWA Compliant C509

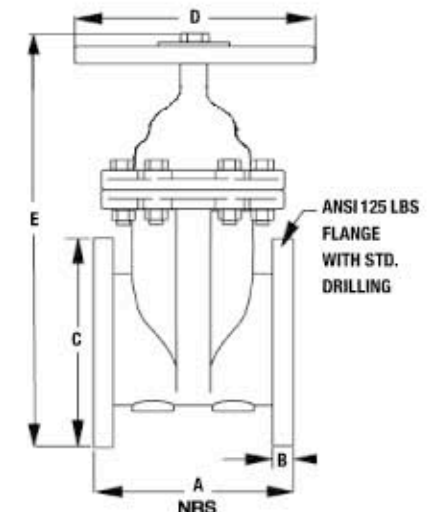


### MATERIALS:

Valve Body & Handwheel: Ductile Iron ASTM A536 Gr 65-45-12  
 Covers: Ductile Iron ASTM A536 Gr 65-45-12  
 Coating: AWWA compliant C550 & FDA Compliant  
 Wedge: Ductile Iron ASTM A536 Gr 65-45-12 With EPDM coating  
 Elastomers: EPDM FDA approved  
 Fasteners: Zinc plated steel ASTM A307 Grade B & Bronze ASTM B62 CDA 836  
 Stem: Bronze ASTM B584 CDA 862  
 Optional: 1/2" Side Tapping

### APPLICATION:

Designed for installation on potable water lines, irrigation systems, waterworks connections and fire systems.



Size		Part #	A		B		C		D		E		WEIGHT	
Inch	mm		Inch	mm	Inch	mm	Inch	mm	Inch	mm	Inch	mm	lbs	kg
2-1/2	65	8461	7-1/2	191	11/16	18	7	178	7-1/4	184	14-7/8	378	38	17.2
3	80	8462	8	203	3/4	19	7-1/2	191	10	254	16-1/8	410	56	25.4
4	100	8463	9	229	15/16	24	9	229	10	254	19-1/4	489	78	35.4
6	150	8464	10-1/2	267	1	25	11	279	12	305	24-1/2	622	138	62.75
8	200	8465	11-1/2	292	1-1/8	29	13-1/2	343	14	356	29-1/4	743	214	97.25
10	250	8466	13	330	1-3/16	30	16	406	18	457	34-1/2	876	360	163.5
12	300	8467	14	356	1-1/4	6	19	483	18	457	39-1/2	1003	531	241



# MODEL 115 MJ NRS (Non Rising Stem) AWWA C-515 Mechanical Joint (MJ)

## FEATURES:

**Sizes:** 2½" - 12"

Max. working water pressure 250 PSI (1723 kPa)  
 Max. working water temperature 140°F (82°C)  
 Hydrostatic test pressure 400 PSI (2758 kPa)  
 End connection AWWA C111/A21.1  
 Optional hand wheel add "HW" to end of part #

## STANDARDS COMPLIANCE:

- AWWA Compliant C515

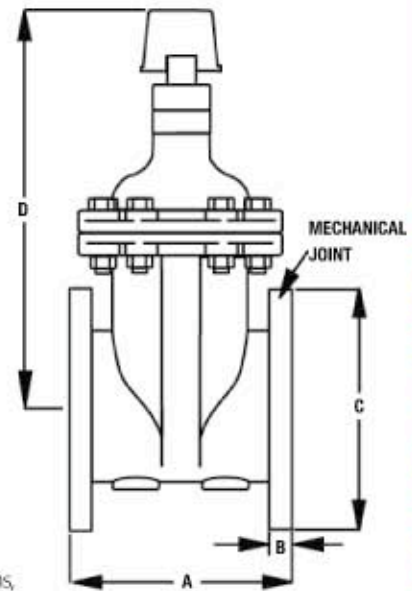


## MATERIALS:

Valve Body & Covers	Ductile Iron ASTM A536 Gr 65-45-12
Coating	AWWA compliant C550 & FDA Compliant
Wedge	Ductile Iron ASTM A536 Gr 65-45-12 With EPDM coating
Elastomers	EPDM FDA approved
Fasteners	Zinc plated steel ASTM A307 Grade B & 304 Stainless Steel
Stem	420 Stainless Steel
Standard	2" Operating Nut, Wheel optional

## APPLICATION:

Designed for installation on potable water lines, irrigation systems, waterworks connections and fire systems.



Size		Part #	A		B		C		D		WEIGHT	
Inch	mm		Inch	mm	Inch	mm	Inch	mm	Inch	mm	lbs	kg
2-1/2	65	8561MJ	7-1/2	191	11/16	18	7	178	11-9/64	283	42	19
3	80	8562MJ	8	203	3/4	19	7-1/2	191	12-1/2	316	44	20
4	100	8563MJ	9	229	15/16	24	9	229	13-11/32	339	69	31
6	150	8564MJ	10-1/2	267	1	25	11	279	16-9/16	421	119	54
8	200	8565MJ	11-1/2	292	1-1/8	29	13-1/2	343	20-3/4	527	203	92
10	250	8566MJ	13	330	1-3/16	30	16	406	24-11/32	618	278	126
12	300	8567MJ	14	356	1-1/4	32	19	483	27-9/16	700	421	191

# Model 115 FL NRS AWWA C-515 ANSI 125# Flange (FL)

## FEATURES:

**Sizes:** 2½" - 16"

Max. working water pressure 250 PSI (1723 kPa)  
 Max. working water temperature 140°F (82°C)  
 Hydrostatic test pressure 400 PSI (2758 kPa)  
 End connection ANSI/ASME B16.1  
 Optional hand wheel add "HW" to end of part #

## STANDARDS COMPLIANCE:

- AWWA Compliant C515

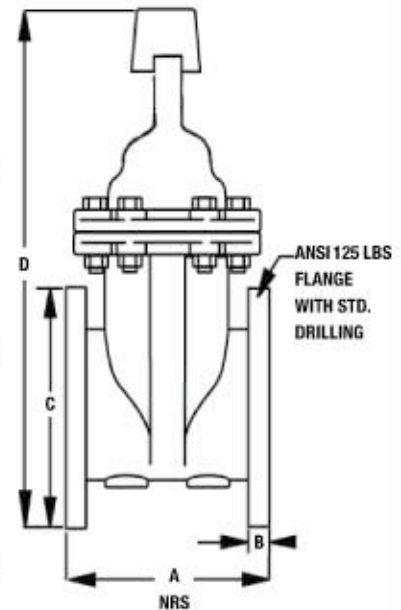


## MATERIALS:

Valve Body & Covers	Ductile Iron ASTM A536 Gr 65-45-12
Coating	AWWA compliant C550 & FDA Compliant
Wedge	Ductile Iron ASTM A536 Gr 65-45-12 With EPDM coating
Elastomers	EPDM FDA approved
Fasteners	Zinc plated steel ASTM A307 Grade B & 304 Stainless Steel
Stem	420 Stainless Steel
Standard	2" Operating Nut, Wheel optional

## APPLICATION:

Designed for installation on potable water lines, irrigation systems, waterworks connections and fire systems.



Size		Part #	A		B		C		D		WEIGHT	
Inch	mm		Inch	mm	Inch	mm	Inch	mm	Inch	mm	lbs	kg
2-1/2	65	8561	7-1/2	191	11/16	18	7	178	14-7/8	378	38	17.2
3	80	8562	8	203	3/4	19	7-1/2	191	16-1/8	410	56	25.4
4	100	8563	9	229	15/16	24	9	229	19-1/4	489	78	35.4
6	150	8564	10-1/2	267	1	25	11	279	24-1/2	622	138	62.75
8	200	8565	11-1/2	292	1-1/8	29	13-1/2	343	29-1/4	743	214	97.25
10	250	8566	13	330	1-3/16	30	16	406	34-1/2	876	360	163.5
12	300	8567	14	356	1-1/4	32	19	483	39-1/2	1003	531	241
14	350	8568	15	381	1-1/4	32	21	533	43-3/8	1102	547	248
16	400	8569	16	406	1-19/64	33	23-1/2	597	49-1/4	1252	719	326

# Model 115 PO NRS AWWA C515 Ring-Type Flange (Push-On Flange)

## FEATURES:

**Sizes:** 2" - 12"

Max. working water pressure 250 PSI (1723 kPa)  
 Max. working water temperature 140°F (82°C)  
 Hydrostatic test pressure 400 PSI (2758 kPa)  
 End connection Gasket end for PVC O.D. pipe  
 Optional hand wheel add "HW" to end of part #

## STANDARDS COMPLIANCE:

- AWWA Compliant C515

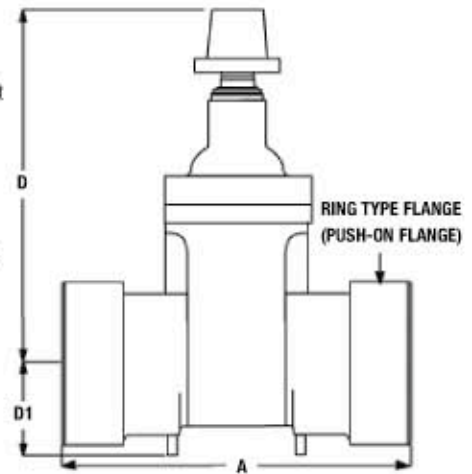


## MATERIALS:

Valve Body & Covers	Ductile Iron ASTM A536 Gr 65-45-12
Coating	AWWA compliant C550 & FDA Compliant
Wedge	Ductile Iron ASTM A536 Gr 65-45-12 With EPDM coating
Elastomers	EPDM FDA approved
Fasteners	Zinc plated steel ASTM A307 Grade B & 304 Stainless Steel
Stem	420 Stainless Steel
Standard	2" Operating Nut
Optional	Hand Wheel

## APPLICATION:

Designed for installation on potable water lines, irrigation systems, waterworks connections and fire systems.



Size		Part #	A		D		D1		WEIGHT	
Inch	mm		Inch	mm	Inch	mm	Inch	mm	lbs	kg
2	50	8560RT	10-1/4	260	11-1/2	290	2-3/8	60	24	11
2-1/2	65	8561RT	10-1/2	267	12-13/32	315	2-61/64	75	42	19
3	80	8562RT	12	305	16-5/8	346	3-9/64	80	44	20
4	100	8563RT	13-3/4	349	15-9/16	395	3-35/64	90	69	31
6	150	8564RT	16-29/32	429	20-29/64	520	4-33/64	115	119	54
8	200	8565RT	18-1/2	470	22-1/4	565	6-7/64	155	203	92
10	250	8566RT	21-1/4	540	24-11/32	618	7-3/32	180	278	126
12	300	8567RT	26-1/2	673	27-19/32	701	8-1/8	206	421	191

## WARRANTY:

Danfoss Flomatic valves are guaranteed against defects of materials or workmanship when used for the services recommended. If in any recommended service, a defect develops due to material or workmanship, and the device is returned, freight prepaid, to Danfoss Flomatic within 12 months from the date of purchase, it will be repaired or replaced free of charge. Danfoss Flomatic's liability shall be limited to our agreement to repair or replace the valve only.

Distributed by:

# FLOMATIC® VALVES

15 Pruyn's Island Drive  
 Glens Falls, N.Y. 12801-4424  
 800-833-2040 • 518-761-9797 • Fax 518-761-9798  
 www.flomatic.com